






## FS 7000 D

[Overview](#) [Features](#) [Specifications](#) [Media](#) [Where To Buy](#)

Our modern FS 7000 D is a powerful diesel walk-behind floor saw with low emissions compliant with Tier 4 and Stage IIIB regulations. The product's size, weight and balance is optimised for high production in applications cutting asphalt and concrete. With an impressive level of sustainable torque from the Deutz turbo diesel engine, it maximise production rates in the toughest conditions and contributes to a healthier working environment. The modern, service-friendly design, ergonomic controls and electronic support systems are highly intuitive, with focus on operator efficiency and convenience. The product is available with single speed or with 3-speed gearbox, as well as blade clutch, electronic tracking system on the rear axle, 5th wheel, light kit, water pump kit and weight kits.

-  Cutting depth, max **411 mm**
-  Output power (As rated by the engine/motor manufacturer) **55.4 kW**
-  Blade diameter, max **1000 mm**

Article number: FLOOR SAW FS 7000 D 74 hp | 1000mm | CE | 3SPD ETRK w/cl - 967 20 79-54

Get quote



Add to wish list



Our local salesman can give you **price quotes**, **book a demo** or **give you a call** to talk more.



### Engine

Output power (As rated by the engine/motor manufacturer)	<b>55.4 kW</b>
Output power at tool shaft	<b>54.4 kW</b>
Engine cooling	<b>Liquid / Air</b>
Fuel tank volume	<b>40 l</b>
Cylinders	<b>4</b>
Number of strokes	<b>4-stroke engine</b>



### Transmission

Transmission speed reverse	<b>0 m/min</b>
Transmission speed forward	<b>76 m/min</b>



### Cutting equipment

Arbor diameter	<b>25,4 mm</b>
Blade depth control	<b>Electro hydro</b>
Blade diameter, max	<b>1000 mm</b>
Cutting depth, max	<b>411 mm</b>



### Dimensions

Product size length	<b>1961 mm</b>
Product size width	<b>974 mm</b>
Product size height	<b>1499 mm</b>
Weight	<b>1032 kg</b>